

Course Enrollment Instructions

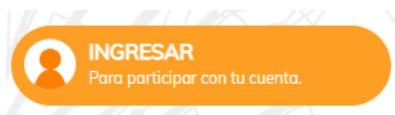
1. You need to have a user profile on the Educational Portal of the Americas.

If you are already a registered user, go directly to point 2 of these instructions.

- Log in

<https://portal.educoas.org/>

- Click on the orange button in the upper right corner and follow the instructions for new users.

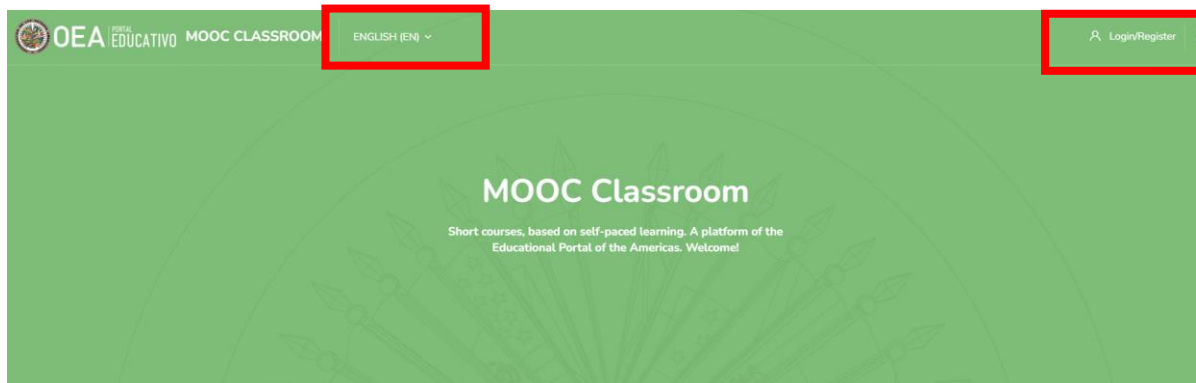


- You must fill in the form.


2. Enter the MOOC Classroom of the Educational Portal of the Americas. You can access from the Portal's menu or you can go directly to: <https://moocs.educoas.org/>

In the upper right corner, you will find:

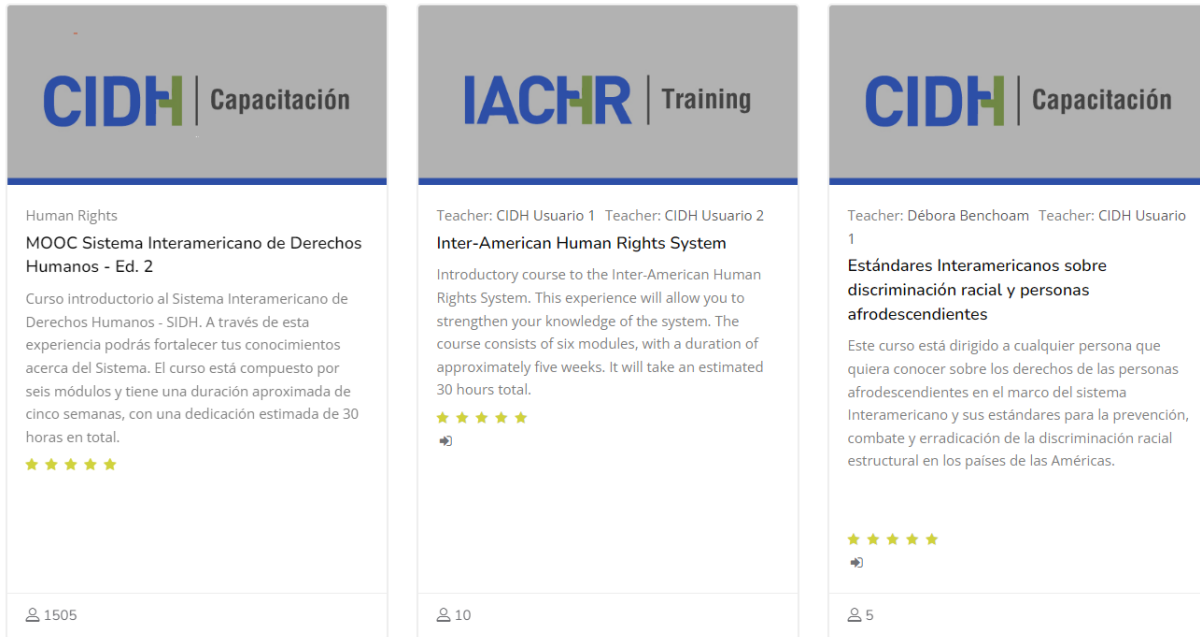
- Language: choose English
- "Login/Register": access with your username and password.



3. Once you have logged in, go to the course category "Human Rights".



4. Click on the Mook you wish to study.
The available training courses will be displayed.



5. Select the course and click on enrollment

Enrolment options



Teacher: CIDH Usuario 1 Teacher: CIDH Usuario 2



Inter-American Human Rights System

10

Introductory course to the Inter-American Human Rights System. This experience will allow you to strengthen your knowledge of the system. The course consists of six modules, with a duration of approximately five weeks. It will take an estimated 30 hours total.



▼ Self enrolment (Student)

No enrolment key required.

[Enrol me](#)

Start your learning!

We remind you that the course is conducted in asynchronous online mode, which means that you can log in whenever it is convenient for you. There is no fixed class schedule and you can follow your own learning path. The course contents will be activated as you go through each lesson.

If you have any questions about the registration, please write us at:
portal@oas.org